



### SVCE Solid State Amplifiers

20 – 500 MHz • 10 Watts to 5000 Watts, Minimum Rated Power

Instruments for Industry, SVCE-Series Amplifiers provide outstanding RF performance. These products are available in a wide range of power levels from 10 watts to 5000 watts in the 20 – 500MHz frequency range. These state-of-the-art solid-state power amplifiers are specifically designed for laboratory and all testing applications.

IFI RF amplifiers are very conservatively designed to operate below maximum ratings for ruggedness and long term reliability. Sixth generation LD MOS Transistors provide reliable brute-power performance at frequencies up to 500MHz.

Our RF power amplifiers feature heavy-duty individually shielded aluminum housings at the module level. This concept of a shielded modular design minimizes internally produced EMI signal leakage and provides easy access for field service and rapid turnaround at depot level repair facilities.

From the ground up, the “SVCE-SERIES” products are structurally engineered to withstand operation in mechanically hostile environments. Ruggedized versions are available for applications that will be exposed to very harsh environments.

#### Features

- Solid State Design
- Rugged Construction & High Reliability
- Instantaneous Broadband Frequency range
- Backlit screen
- Modular Design Construction
- Integrated Force Air Cooling
- Self-diagnostic circuitry
- IEEE-488 interface & RS232 Remote



#### Models & General Specifications

Model Number	Frequency Range (MHz)	Rated Power (Watts) Minimum	P1dB Power Watts Minimum	Gain (dB) Minimum	KVA	Weight In Pounds	Size In Inches
SVCE10	20-500	10	10	40	.1KVA	25 Lbs	5.25" H x 19" W x 24" D
SVCE25	20-500	25	25	44	.2KVA	28 Lbs	5.25" H x 19" W x 24" D
SVCE50	20-500	50	50	47	.4KVA	32 Lbs	5.25" H x 19" W x 24" D
SVCE100	20-500	100	80	50	.5KVA	36 Lbs	7.0" H x 19" W x 25" D
SVCE150	20-500	150	120	52	.8KVA	40 Lbs	7.0" H x 19" W x 25" D
SVCE200	20-500	200	160	53	1.4KVA	50 Lbs	7.0" H x 19" W x 25" D
SVCE250	20-500	250	200	54	1.6KVA	60 Lbs	7.0" H x 19" W x 25" D
SVCE350	20-500	350	250	56	3.0KVA	80 Lbs	8.75" H x 19" W x 25" D
SVCE500	20-500	500	350	57	4.0KVA	120 Lbs	8.75" H x 19" W x 24" D
SVCE1000	20-500	1000	800	60	8.0KVA	250 Lbs	2x 10.5" H x 19" W x 25" D
SVCE2000	20-500	2000	1600	63	15.0KVA	500 Lbs	Rack Integrated
SVCE3000	20-500	3000	2500	65	20.0KVA	700 Lbs	Rack Integrated
SVCE5000	20-500	5000	4500	67	30.0KVA	1000 Lbs	Rack Integrated



SVCE Solid State Amplifiers

20 – 500 MHz • 10 Watts to 5000 Watts, Minimum Rated Power

Standard Features for IFI SVCE Solid State Series Amplifiers

Table with 2 columns: Standard Features and Description. Features include VSWR protection, remote control, gain control, and safety interlocks.

IFI SVCE Solid State Series Amplifier Specifications

Table with 2 columns: Specification and Value. Includes frequency range, power ratings, impedance, VSWR, temperature, humidity, and modulation details.

Standard Prime Powers:

Table listing standard prime power options: 100, 115, 120 VAC; 220, 230, 240 VAC; and three-phase options.

Some Available Options for IFI SVCE Solid State Series Amplifiers

Table listing optional features such as remote control (Option 110-1E, 110-2, 110-3), rack mounting (Option 113), and RF input/output configurations (Options 118A, 118B).

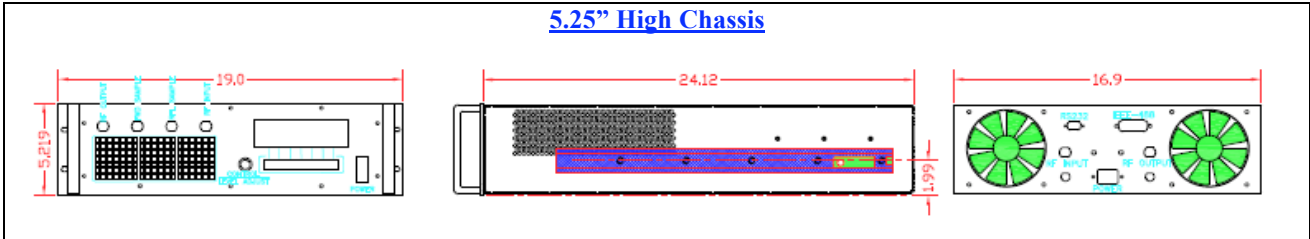


### SVCE Solid State Amplifiers

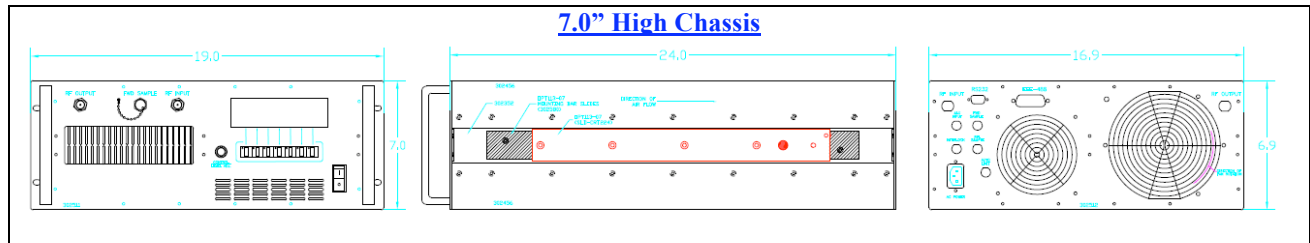
20 – 500 MHz • 10 Watts to 5000 Watts, Minimum Rated Power

#### Outline Configurations:

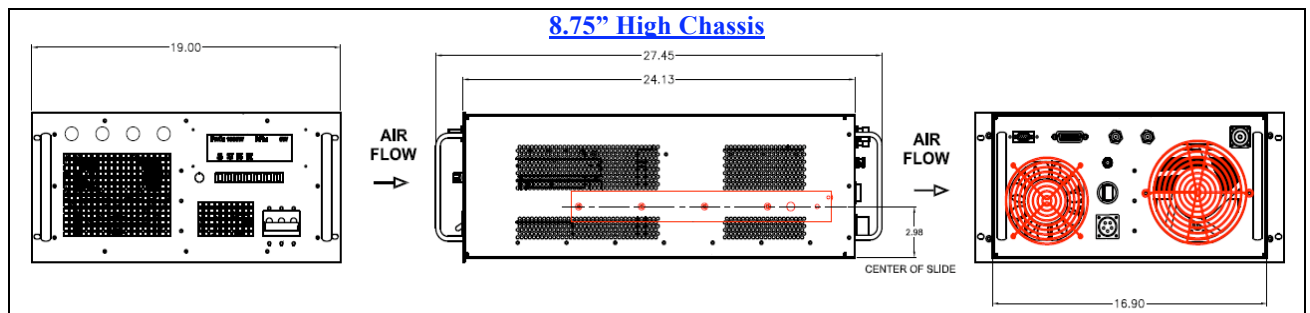
##### 5.25" High Chassis



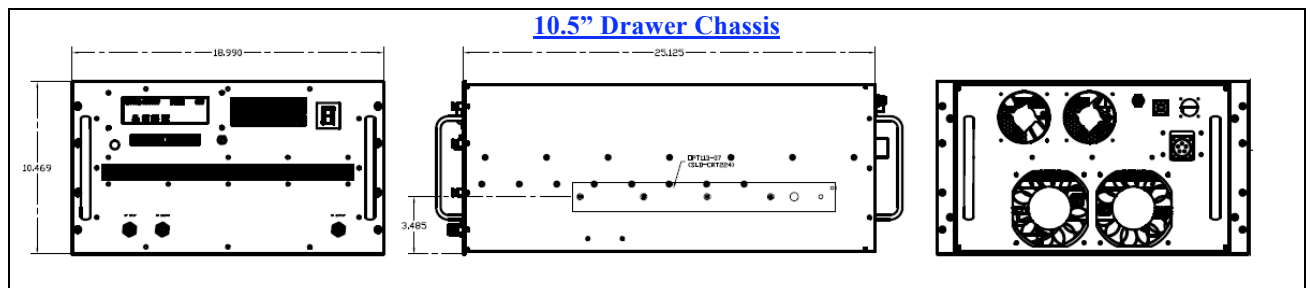
##### 7.0" High Chassis



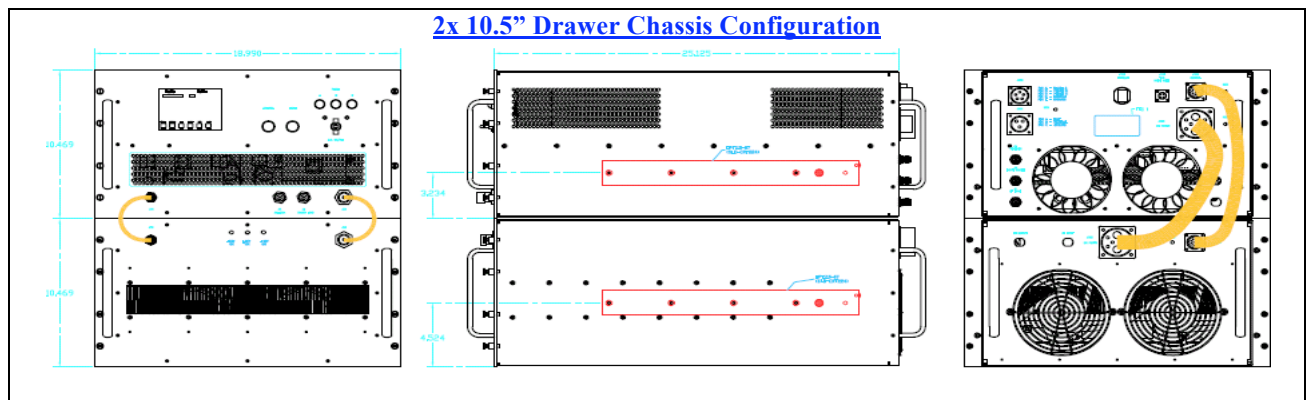
##### 8.75" High Chassis



##### 10.5" Drawer Chassis



##### 2x 10.5" Drawer Chassis Configuration





### SVCE Solid State Amplifiers

20 – 500 MHz • 10 Watts to 5000 Watts, Minimum Rated Power

#### Rack Outline Configurations:

